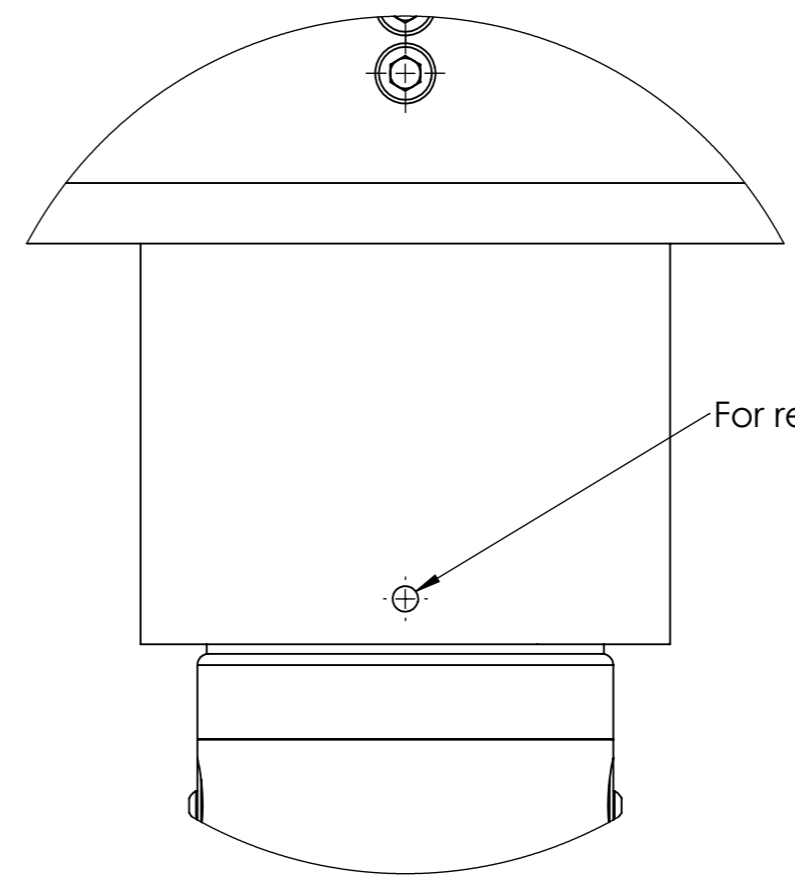
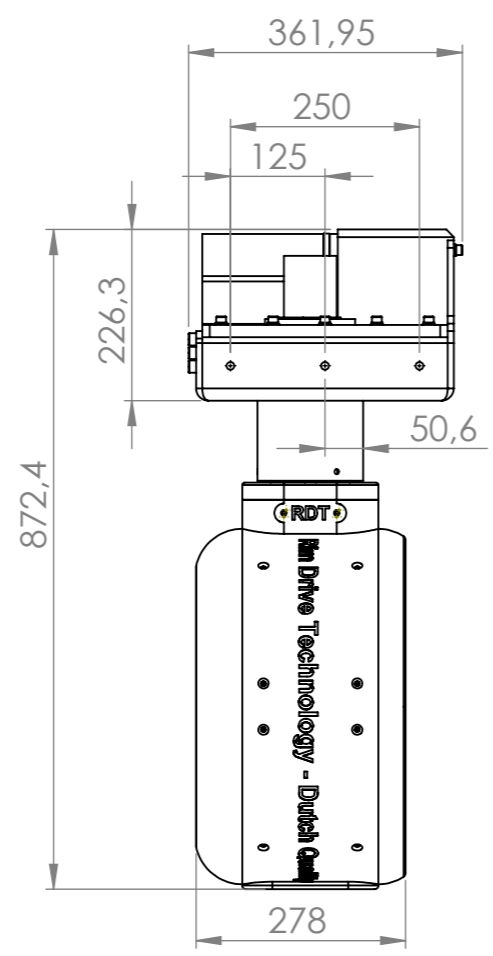
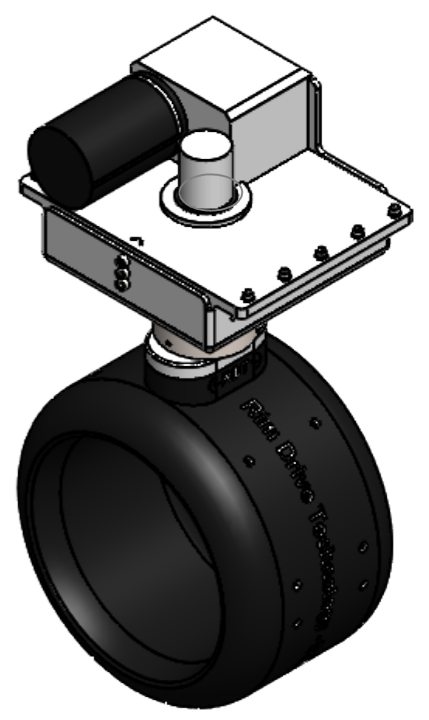


SECTION A-A



DETAIL B
SCALE 1 : 2



DESCRIPTION									
087 - Steerable POD up to M341-Pro - M341 Dimensions									
UNLESS STATED OTHERWISE: According to NEN-ISO 2768-1-M		PROJECTION METHOD		UNLESS STATED OTHERWISE:		DRAWN		DATE	
				—		RS		06/03/2026	
						CHECKED		SCALE	
						WH		1:10	
Dim. (mm)		Tol. (mm)						REV. E	
0.5-3		± 0.1							
>3-6		± 0.1							
>6-30		± 0.2							
>30-120		± 0.3							
>120-400		± 0.5							
>400-1000		± 0.8							
>1000-2000		± 1.2		Without written permission of RIM DRIVE TECHNOLOGY nothing may be duplicated from these drawings or be exposed to thirds.				A3	
>2000-4000		± 2.0							
>4000-8000		± 3.0							
DIMENSIONS IN MILLIMETERS									
SHEET 1 OF 1									